



Confidence Analytics®

Cannabis Analytical Chemistry Laboratory

WSLCB Certification # 0003 | 14797 NE 95th St, Redmond, WA 98052 | 206.743.8843 | info@conflabs.com



Origin

MGE Distributions
1216 Center St.
Tacoma, Wa 98409
License #: 434914

Parent Batch ID:
GF43491400012509

Parent Batch Size:
N/A

Sample Demographics

Name:
Momma Chan Farms - Flower - Scratch & Sniff

Product Type:
Flower

Origin Sample ID:
WA-240804-010

Lab Sample ID:
WA-240804-010

Date of Collection:
N/A

Date of Receipt:
2024-08-02

Date of Completion:
2024-08-07

Serving / Package Wt:
N/A / N/A

Density:
N/A

Batch Pass/Fail:
✓ **PASS**

Cannabinoid Analysis - summary

Total d9-THC: 19% 190mg/g

Total CBD: 0.039% 0.39mg/g

Total Cannabinoids: 23%

Terpene Analysis - summary

Total Terpenes: 2.9 %

Top Three:

Limonene: 0.74 %

Caryophyllene: 0.33 %

Myrcene: 0.26 %

Safety Analysis - summary

Foreign Matter
✓ **PASS**

Heavy Metals
✓ **PASS**

Microbial
✓ **PASS**

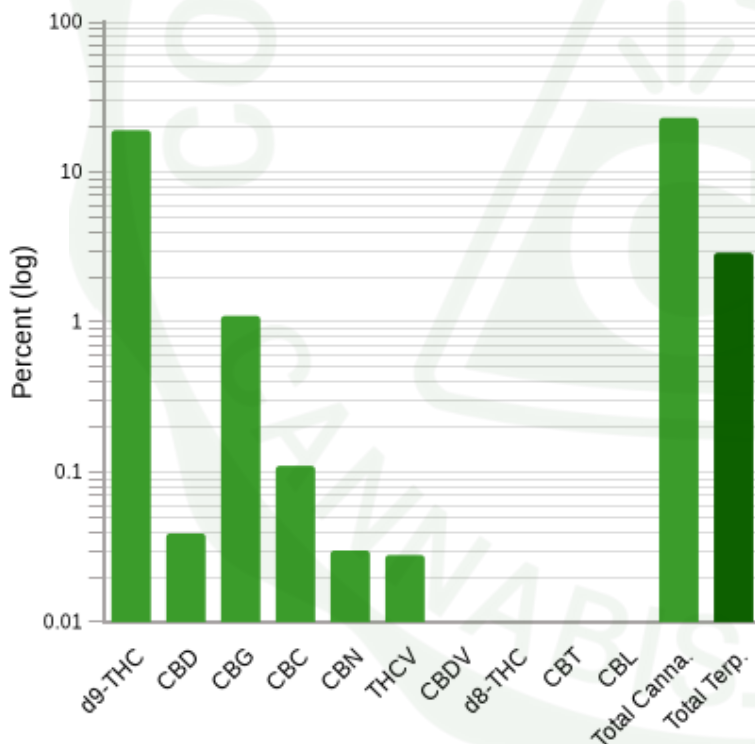
Mycotoxins
✓ **PASS**

Pesticides
✓ **PASS**

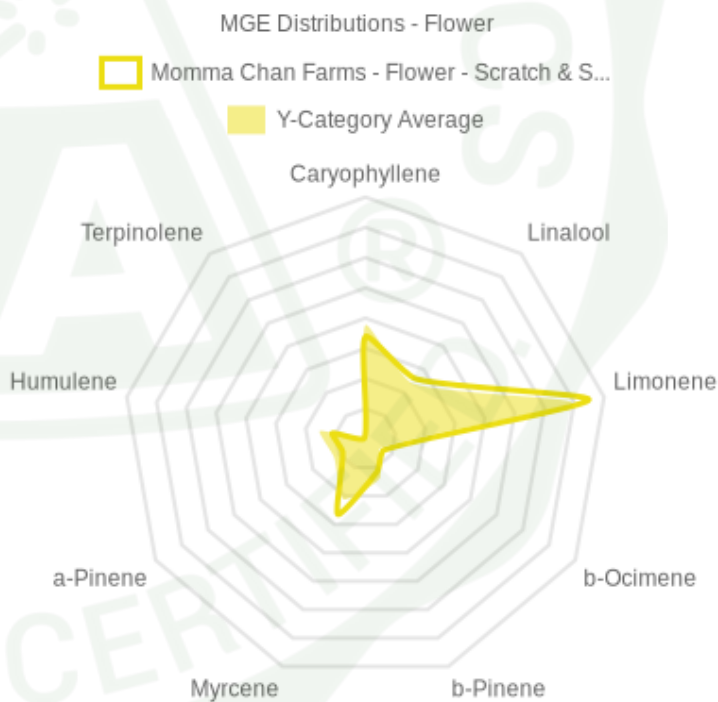
Solvents
NT

Water Activity
✓ **PASS**

Cannabinoid Profile



Strain Compass



Visit StrainDataProject.org to learn more





Certificate of Analysis

Batch #: GF43491400012509, ID: WA-240804-010,

Sample Name: Momma Chan Farms - Flower - Scratch & Sniff, Type: Flower,

Origin: MGE Distributions (License No.: 434914)

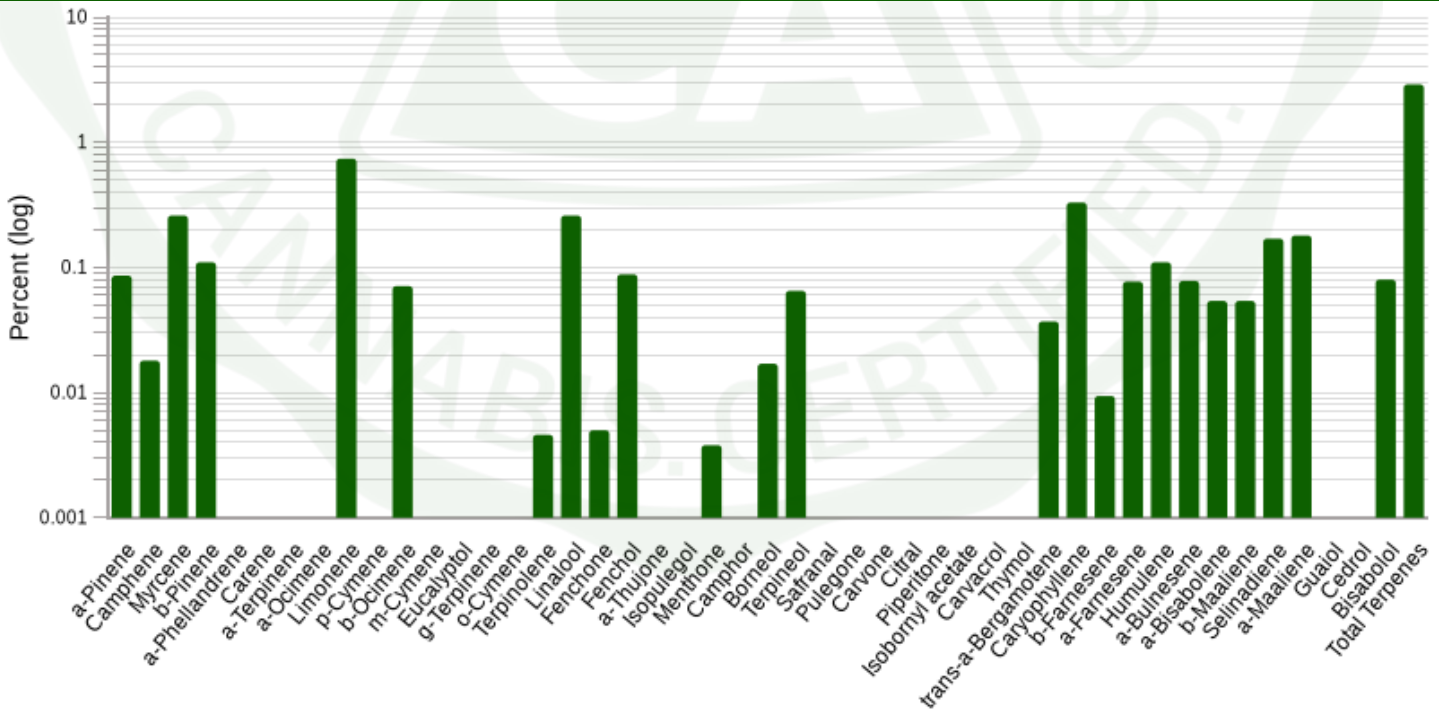


Cannabinoids - Potency

2024-08-07

Analyte Name	%	mg/g	mg/serving	mg/package	LoD/LoQ (%)
Total Cannabinoids	23	230	N/A	N/A	N/A / N/A
Total THC	19	190	N/A	N/A	N/A / N/A
Total CBD	0.039	0.39	N/A	N/A	N/A / N/A
d9-thc	0.64	6.4	N/A	N/A	0.019 / 0.019
d9-thca	21	210	N/A	N/A	0.019 / 0.019
cbd	ND	ND	N/A	N/A	0.019 / 0.019
cbda	0.044	0.44	N/A	N/A	0.019 / 0.019
cbc	ND	ND	N/A	N/A	0.019 / 0.037
cbca	0.13	1.3	N/A	N/A	0.019 / 0.037
cbdv	ND	ND	N/A	N/A	0.019 / 0.037
cbdva	ND	ND	N/A	N/A	0.019 / 0.037
cbg	0.051	0.51	N/A	N/A	0.019 / 0.037
cbga	1.1	11	N/A	N/A	0.019 / 0.037
cbl	ND	ND	N/A	N/A	0.019 / 0.037
cbn	ND	ND	N/A	N/A	0.019 / 0.037
cbna	<LOQ	<LOQ	N/A	N/A	0.019 / 0.037
cbt	ND	ND	N/A	N/A	0.019 / 0.037
d8-thc	ND	ND	N/A	N/A	0.019 / 0.037
d9-thcv	ND	ND	N/A	N/A	0.019 / 0.037
d9-thcva	<LOQ	<LOQ	N/A	N/A	0.019 / 0.037

Terpene Profile





Certificate of Analysis

Batch #: GF43491400012509, ID: WA-240804-010,

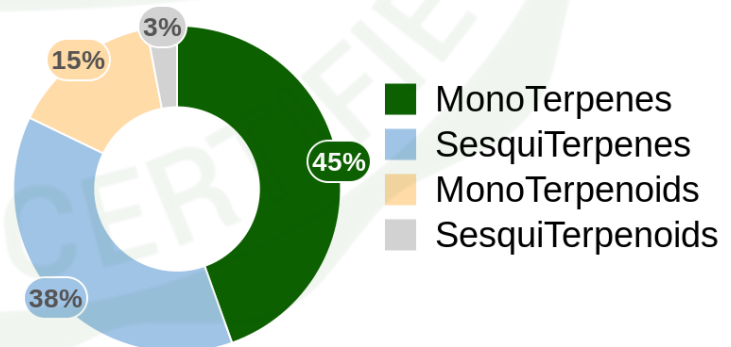
Sample Name: Momma Chan Farms - Flower - Scratch & Sniff, Type: Flower,

Origin: MGE Distributions (License No.: 434914)



Terpenes				Terpenes continued			
Analyte Name	Result (ppm)	lod/loq (ppm)	2024-08-07	Analyte Name	Result (ppm)	lod/loq (ppm)	
a-bisabolene ²	540	37 / 75	PASS	isopulegol	ND	37 / 75	PASS
a-bulnesene ²	780	37 / 75	PASS	limonene	7400	37 / 75	PASS
a-farnesene ²	770	37 / 75	PASS	linalool	2600	37 / 75	PASS
a-maaliene ²	1800	37 / 75	PASS	m-cymene	ND	37 / 75	PASS
a-ocimene	ND	37 / 75	PASS	menthone	<LOQ	37 / 75	PASS
a-phellandrene	ND	37 / 75	PASS	myrcene	2600	37 / 75	PASS
a-pinene	860	37 / 75	PASS	o-cymene	ND	37 / 75	PASS
a-terpinene	ND	37 / 75	PASS	p-cymene	ND	37 / 75	PASS
a-thujone	ND	37 / 75	PASS	piperitone	ND	37 / 75	PASS
b-farnesene	94	37 / 75	PASS	pulegone	ND	37 / 75	PASS
b-maaliene ²	540	37 / 75	PASS	safranal	ND	37 / 75	PASS
b-ocimene	710	37 / 75	PASS	selinadiene ²	1700	37 / 75	PASS
b-pinene	1100	37 / 75	PASS	terpineol	650	37 / 75	PASS
bisabolol	800	37 / 75	PASS	terpinolene	<LOQ	37 / 75	PASS
borneol	<LOQ	150 / 300	PASS	thymol	ND	37 / 75	PASS
camphene	180	37 / 75	PASS	trans-a-bergamotene ²	370	37 / 75	PASS
camphor	ND	37 / 75	PASS	total terpenes ²	29000	NA / NA	PASS
carene	ND	37 / 75	PASS				
carvacrol	ND	37 / 75	PASS				
carvone	ND	37 / 75	PASS				
caryophyllene	3300	37 / 75	PASS				
cedrol	ND	37 / 75	PASS				
citral	ND	37 / 75	PASS				
eucalyptol	ND	37 / 75	PASS				
fenchol	880	37 / 75	PASS				
fenchone	<LOQ	37 / 75	PASS				
g-terpinene	ND	37 / 75	PASS				
guaiol	ND	37 / 75	PASS				
humulene	1100	37 / 75	PASS				
isobornyl acetate	ND	37 / 75	PASS				

Most to Least Volatile





Certificate of Analysis

Batch #: GF43491400012509, ID: WA-240804-010,

Sample Name: Momma Chan Farms - Flower - Scratch & Sniff, Type: Flower,

Origin: MGE Distributions (License No.: 434914)



Foreign Material 2024-08-07

Analyte Name (Boolean)	Result	LoD/LoQ/AL	(Pass/Fail)
i.h.e. (fail if detected)	ND	N/A / N/A / N/A	Pass
seeds & other (%)	ND	N/A / N/A / 2	Pass
stems (%)	ND	N/A / N/A / 5	Pass

GCMS Pesticides 2024-08-07

Analyte Name (ppm)	Result	LoD/LoQ/AL	(Pass/Fail)
chlorfenapyr	ND	0.4 / 0.4 / 1	Pass
chlorpyrifos	ND	0.1 / 0.1 / 0.2	Pass
cyfluthrin	ND	0.4 / 0.4 / 1	Pass
cypermethrin	ND	0.75 / 0.75 / 1	Pass
methyl parathion	ND	0.1 / 0.1 / 0.2	Pass
mgk 264 a	ND	0.05 / 0.05 / 0.2	Pass
mgk 264 b	ND	0.05 / 0.05 / 0.2	Pass
total mgk 264	ND	N/A / N/A / 0.2	Pass

Heavy Metals 2024-08-07

Analyte Name (ppm)	Result	LoD/LoQ/AL	(Pass/Fail)
as	ND	1 / 1 / 2	Pass
cd	ND	0.4 / 0.4 / 0.82	Pass
hg	ND	0.3 / 0.3 / 0.4	Pass
pb	ND	0.5 / 0.5 / 1.2	Pass

LCMS Pesticides 2024-08-07

Analyte Name (ppm)	Result	LoD/LoQ/AL	(Pass/Fail)
acephate	ND	0.027 / 0.027 / 0.4	Pass
acequinocyl	ND	0.46 / 0.46 / 2	Pass
acetamiprid	ND	0.037 / 0.037 / 0.2	Pass
aldicarb	ND	0.037 / 0.037 / 0.4	Pass
avermectin b1a	ND	0.074 / 0.074 / 0.5	Pass
avermectin b1b	ND	0.074 / 0.074 / 0.5	Pass
azoxystrobin	ND	0.046 / 0.046 / 0.2	Pass
bifenazate	ND	0.019 / 0.046 / 0.2	Pass
bifenthrin	ND	0.019 / 0.062 / 0.2	Pass
boscalid	ND	0.037 / 0.069 / 0.4	Pass
carbaryl	ND	0.028 / 0.028 / 0.2	Pass
carbofuran	ND	0.046 / 0.046 / 0.2	Pass
chlorantraniliprole	ND	0.03 / 0.03 / 0.2	Pass
cis-permethrin	ND	0.042 / 0.042 / 0.2	Pass
clofentezine	ND	0.058 / 0.058 / 0.2	Pass
daminozide	ND	0.19 / 0.19 / 1	Pass
diazinon	ND	0.03 / 0.03 / 0.2	Pass
dichlorvos	ND	0.035 / 0.035 / 0.1	Pass
dimethoate	ND	0.036 / 0.036 / 0.2	Pass
ethoprophos	ND	0.069 / 0.069 / 0.2	Pass
etofenprox	ND	0.053 / 0.053 / 0.4	Pass
etoxazole	ND	0.033 / 0.033 / 0.2	Pass
fenoxycarb	ND	0.044 / 0.044 / 0.2	Pass
fenpyroximate	ND	0.046 / 0.046 / 0.4	Pass
fipronil	ND	0.11 / 0.11 / 0.4	Pass
flonicamid	ND	0.095 / 0.095 / 1	Pass
fludioxonil	ND	0.052 / 0.052 / 0.4	Pass
hexythiazox	ND	0.17 / 0.17 / 1	Pass
imazalil	ND	0.046 / 0.046 / 0.2	Pass
imidacloprid	ND	0.029 / 0.029 / 0.4	Pass
kresoxim-methyl	ND	0.047 / 0.047 / 0.4	Pass
malathion	ND	0.046 / 0.046 / 0.2	Pass
metalaxyl	ND	0.035 / 0.035 / 0.2	Pass
methiocarb	ND	0.046 / 0.046 / 0.2	Pass
methomyl	ND	0.04 / 0.04 / 0.4	Pass
myclobutanil	ND	0.019 / 0.05 / 0.2	Pass
naled	ND	0.039 / 0.039 / 0.5	Pass
oxamyl	ND	0.027 / 0.027 / 1	Pass

paclobutrazol	ND	0.032 / 0.032 / 0.4	Pass
phosmet	ND	0.046 / 0.046 / 0.2	Pass
piperonyl butoxide	ND	0.019 / 0.059 / 2	Pass
prallethrin	ND	0.034 / 0.034 / 0.2	Pass
propiconazole	ND	0.086 / 0.086 / 0.4	Pass
propoxur	ND	0.042 / 0.042 / 0.2	Pass
pyrethrin i	ND	0.074 / 0.074 / 1	Pass
pyrethrin ii	ND	0.019 / 0.039 / 1	Pass
pyridaben	ND	0.033 / 0.033 / 0.2	Pass
spinosad a	ND	0.019 / 0.037 / 0.2	Pass
spinosad d	ND	0.019 / 0.019 / 0.2	Pass
spiromesifen	ND	0.063 / 0.063 / 0.2	Pass
spirotetramat	ND	0.046 / 0.046 / 0.2	Pass
spiroxamine	ND	0.038 / 0.038 / 0.4	Pass
tebuconazole	ND	0.055 / 0.055 / 0.4	Pass
thiacloprid	ND	0.038 / 0.038 / 0.2	Pass
thiamethoxam	ND	0.032 / 0.032 / 0.2	Pass
trans-permethrin	ND	0.044 / 0.044 / 0.2	Pass
trifloxystrobin	ND	0.069 / 0.069 / 0.2	Pass
total abamectin	ND	N/A / N/A / 0.5	Pass
total permethrins	ND	N/A / N/A / 0.2	Pass
total pyrethrins	ND	N/A / N/A / 1	Pass
total spinosads	ND	N/A / N/A / 0.2	Pass

Microbial 2024-08-07

Analyte Name (CFU/g)	Result	LoD/LoQ/AL	(Pass/Fail)
btgn	ND	5000 / 5000 / 10000	Pass
e coli	ND	N/A / N/A / N/A	Pass
salmonella	ND	N/A / N/A / N/A	Pass

Mycotoxins 2024-08-07

Analyte Name (ppb)	Result	LoD/LoQ/AL	(Pass/Fail)
aflatoxin b1	ND	5 / 5 / 20	Pass
aflatoxin b2	ND	5 / 5 / 20	Pass
aflatoxin g1	ND	5 / 5 / 20	Pass
aflatoxin g2	ND	5 / 5 / 20	Pass
ochratoxin a	ND	10 / 10 / 20	Pass
total aflatoxins	ND	N/A / N/A / 20	Pass

Water Activity 2024-08-07

Analyte Name (aw)	Result	LoD/LoQ/AL	(Pass/Fail)
water activity	0.57	0.35 / 0.35 / 0.65	Pass

[END OF ANALYTES]





Certificate of Analysis

Batch #: GF43491400012509, ID: WA-240804-010,

Sample Name: Momma Chan Farms - Flower - Scratch & Sniff, Type: Flower,

Origin: MGE Distributions (License No.: 434914)



Attestation & Accuracy Review

These testing results are certified by scientific examination of a single sample provided by the Producer/Processor. Confidence Analytics and its agents did not observe or participate in the sample selection process, and cannot confirm the authenticity of the sample or its representativeness of the associated lot/batch. The sample, as received, was homogenized before subsamples were drawn for specific analyses.

Pass/Fail criteria are defined in [WAC 314-55-102](#) and [WAC 314-55-108](#)

Calculations:

Total THC = d9-THC + (THC-A * 0.877)

Total CBD = CBD + (CBD-A * 0.877)

Total Cannabinoid is a raw sum of all measured cannabinoids.

In Traceability, Total Cannabinoid is a sum of Total THC and Total CBD.

Figures may differ slightly from traceability due to rounding.

Definitions:

ND = Not Detected

NT = Not Tested

LOD = Detection Limit

LOQ = Lower Quantification Limit

ULOQ = Upper Quantification Limit

¹Greater than ULOQ

²Not included in ISO scope

AL = Action Limit

Analytical Methods Used:

Cannabinoids by UHPLC-DAD

Terpenes by HS-GC-FID

Residual Solvents by HS-GC-MS

LC Pesticides by LC-MS/MS

GC Pesticides by GC-MS/MS

Mycotoxins by LC-MS/MS

Microbes by Plate Counting

Heavy Metals by ICP-MS

Foreign Material by Macroscopic Inspection

Water Activity by HYGROMETER

Material Amendments

No material amendments recorded for this sample.

